

THE CONNECTED GOODS ELEVATOR IS HERE

KONE TranSys™ DX



A WHOLE NEW WAY TO REPLACE YOUR GOODS ELEVATOR

A replacement goods elevator is a sound investment that will provide years of reliable service. In an increasingly digitalized world, everything is connected, and modern elevators for combined goods and people transportation are no exception. The KONE TranSys™ DX for full replacement redefines the elevator experience with connectivity for improved goods flow and a completely new and inspiring user experience.

DX stands for digital experience, because with the KONE TranSys™ DX you can create an experience that really connects – on every level. It's an easily upgradable solution that evolves with your building, adding value and increasing the attractiveness of the property to prospective tenants.

What's more, because it is powered by the compact KONE EcoDisc®, the KONE TranSys DX not only has exceptional lifting power and performance, it also frees up valuable building space by completely removing the need for a machine room. Contact your local KONE sales representative to find out more.

KEY SPECIFICATIONS



API ready



Connected



Max. load capacity
4,000 kg



Max. speed
1.0 m/s



Max. travel
40 m



Max. floors
12



Max. persons
52



Max. group size
2

1

Get connected for smooth logistical flow

A connected goods elevator helps you to optimize both people flow and operational efficiency and ensure your property is ready to take advantage of future smart-building technologies. Connectivity and KONE application programming interfaces (APIs) make it easier than ever to integrate goods elevators into your building's logistics chain, helping you get things from A to B more quickly and smoothly than ever before.

2

Create a durable and functional elevator car interior

Whatever type of building you're developing, we have wall, door, flooring, and accessory options to fit your design, budget, and building-use requirements.

3

Plan for success with KONE as your partner

As your experienced partner for smarter buildings, we can help you manage your property more efficiently with valuable insights into end-user behavior that can be used to continuously optimize people flow and improve the user experience.

Easy to upgrade

With easy digital integration and the possibility to upgrade in the future as your needs change, you're all set to add new connected services whenever you need them.

Easy loading and unloading


Get goods and passengers in and out with ease thanks to wide-opening doors and highly accurate leveling, plus a high sill load according to Class A loading requirements; other loading classes are available on request. With connectivity built in, staff moving heavy loads can optimize their route by calling an elevator remotely.

Compliance you can rely on

Enhance your elevator with solutions that ensure compliance with various codes and regulations, including accessibility, vandal-resistance, and operation during a fire.

Space efficiency

The compact design of the KONE EcoDisc hoisting machine and multi panel door solution mean there is more space available in the shaft for a bigger elevator car.



FUTURE-PROOF YOUR BUILDING WITH CONNECTIVITY

The KONE TranSys™ DX takes our market-leading eco-efficient elevators and adds connectivity to make them smarter – optimizing goods and people flow, and increasing operational efficiency.

Connected people flow means your elevator solution is easy to upgrade – evolving with your building, adding value, and increasing the attractiveness of the property to prospective tenants.

For your peace of mind, cybersecurity and privacy are at the core of all our digital services and connections. By monitoring our digital environments around the clock we can take better care of them for you – now and in the future.



SMOOTHER LOGISTICS INTEGRATION WITH CONNECTIVITY

Smart solutions based on connected digital technologies improve equipment performance, availability, and efficiency.

With KONE TranSys™ DX you can take advantage of a whole new suite of solutions and services to minimize interruptions in service. These include digitally enabled solutions like KONE 24/7 Connected Services for the best possible elevator availability.

With KONE APIs you also have the freedom to develop your own smart building solutions, allowing you to better integrate the elevator into your logistics chain to meet the needs of your building and maximize efficiency.

You can also benefit from solutions and services developed by the growing number of partners of the KONE Partner Ecosystem. These can include, for example, automated transportation robots that move goods around the building via the elevators.



PLAN FOR SUCCESS WITH KONE AS YOUR PARTNER

Continuously optimize the logistics flow and improve the user experience in your building with the assistance of an experienced partner. We can help you make your building smarter and more efficient with valuable insights based on a holistic view of end-user behavior and people and goods flow.

We work with an ecosystem of partners to provide new services and solutions, and through our People Flow Planning and Consulting service we can ensure that everything and everyone is able to move smoothly and safely around your building. We can also help you make better investment planning decisions based on solid data, and provide sustainable technologies, materials, and services that contribute to credits and certifications for green-building accreditation schemes.

UPGRADE WITHOUT THE HASSLE

On time and on budget, with no surprises and no unexpected costs – that's our promise. We take care of everything, from planning the project to installing your new elevator. We'll also provide technical and safety information and training when we hand it over to you, as well as provide support with any third-party inspections required. We can also make sure your elevator operates reliably and safely for its entire lifespan with a customized KONE Care™ preventive maintenance package.

FOUR EASY STEPS TO AN UPGRADED ELEVATOR



1 Fact-finding

- We'll carry out a detailed site survey to learn more about what kinds of upgrades would be best for your elevator and building.
- As part of this process we'll talk to key stakeholders to find out what they want to get out of the project.



2 Recommendation and estimate

- You'll get a clear recommendation about what to upgrade based on your needs and our expert opinion.
- We'll provide a detailed schedule and cost breakdown so you know what to budget and how long the project will take.



3 Execution

- Once the project is under way a KONE project manager will be responsible for quality checks and supervision throughout the process.
- We'll keep everyone fully informed about the schedule and progress of the work.



4 Ongoing maintenance and care

- We can create a tailored KONE Care™ maintenance plan for your equipment to keep it running safely and smoothly.
- With KONE 24/7 Connected Services we can monitor your equipment around the clock and take proactive action to prevent potential problems from causing a breakdown.

CREATE A DURABLE AND FUNCTIONAL ELEVATOR CAR INTERIOR

Our next-generation planning tools help you save time, make the right decisions first time, and plan your elevator down to the very last detail.



KONE CAR DESIGNER




Check out our themed design directions or create your own unique car interior by combining materials, lighting, and accessories, then bring your vision to life with 3D modeling.

CHECK OUT OUR PLANNING TOOLS


www.kone.ae




MATERIALS & ACCESSORIES

 Green Mark
 LEED/BREEAM
 LEED/BREEAM and Green Mark


WALL AND DOOR MATERIALS




FLOOR MATERIALS



WALL MAP MATERIALS



HANDRAILS




BUFFER RAILS



CEILINGS



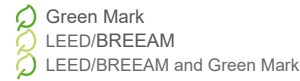
MIRROR



Mirrors are available with clear glass without fixings in partial width, partial height & partial width, mid height

KDS 330 – BUILT FOR TODAY, READY FOR TOMORROW

The flush-mounted KDS 330 signalization family for residential and commercial buildings is a revolution in elevator design. Its modular structure means you can swap out different elements – such as the faceplate, display, and even buttons – to add new functions and create a unique look and feel.



CAR OPERATING PANEL (COP)



FH COP

FH COP

Mounting type
Full-height COP flush mounted
Swing COP type
Landing devices flush/surface mounted
Large HL only flush mounted


Display
9 inch STN LCD (COP)
5.7 inch STN LCD (COP, HI)
dot-matrix (White, Red – COP, Landing)
4.3 inch STN LCD (LCI, LCII)
Media screen

Button
Tempered glass button,
Stainless steel button, Aus button, Singapore button, EN81-70 button




Horizontal COP
(KDS floor button)

FINISHES




HALL LANTERNS AND INDICATORS



LANDING CALL STATIONS




BUTTONS



ST2

FOOT BUTTON



FB

KDS 220 - EXCELLENT USABILITY

Excellent usability and durable materials make the KONE KDS 220 a reliable choice. Add the finishing touch to your elevator with our user-friendly KONE KDS 220 signalization. Whatever your elevator car interior provides the perfect complement.

CAR OPERATING PANEL (COP)



Full height COP

Display
7-segment, Dot-matrix. STN LCD
Amber LED, White LED

Mounting types
Surface mounted: landing, partial height & horizontal COP
Flush mounted: full-height COP

Buttons
Round surface mounted,
Braille as an option
Square surface mounted with braille for EN81-70-2018




Horizontal COP
(KDS floor button)

BUTTONS



Silver stainless steel

LANDING DEVICES



Duplex LCI

Simplex LCI

FINISHES



ST4AFP

HALL LANTERNS & INDICATORS



HI

HL

LANDING CALL STATION



LCS without indicator

KONE provides innovative and eco-efficient solutions for elevators, escalators, automatic building doors and the systems that integrate them with today's intelligent buildings.

We support our customers every step of the way; from design, manufacturing and installation to maintenance and modernization. KONE is a global leader in helping our customers manage the smooth flow of people and goods throughout their buildings.

Our commitment to customers is present in all KONE solutions. This makes us a reliable partner throughout the life cycle of the building. We challenge the conventional wisdom of the industry. We are fast, flexible, and we have a well-deserved reputation as a technology leader, with such innovations as KONE MonoSpace® DX, KONE NanoSpace™ and KONE UltraRope®.

KONE employs close to 57,000 dedicated experts to serve you globally and locally.

UAE

Dubai (regional Office)

KONE Middle East LLC
U-Bora Tower,
C/O Al Abraj Str & Al Khaleej Str,
Business Bay.
P.O. Box 21474
Tel: +971 4 279 4500
www.kone.ae

Kingdom of Saudi Arabia

Riyadh (Head Office)

KONE Areeco Ltd
King Fahad Road,
Olaya District,
Al Hamad Tower, Floor 8.
Tel: +966 9200 17055
www.kone.sa

Egypt

KONE LLC
Plot no.10 B, Mohamed Naguib Axis,
Fifth Settlement,
O1 Mall, KONE 2nd Floor, New Cairo.
Tel: +20 232 44 300
www.kone.eg

Morocco

KONE Elevators and Escalators
SARLAU
Lot Marjana N6,
Sidi Maarouf, Casablanca.
P.O Box 20280
Tel: 0522 58 02 11
www.kone.ma

Qatar

KONE Elevators LLC
Ghanem Office Tower,
Building No. 54, Street No. 640,
Zone 23, Salwa Road,
Bin Mahmoud Area, Doha.
P.O. Box 37143
Tel: +974 4488 8835
www.kone.qa

Oman

KONE Assarain LLC
Hatat House B, Office 103, 1st Floor,
Wadi Adai, Ruwi 112, Muscat.
P.O. Box 1475
Tel: +968 246 570 00
www.kone.om

Bahrain

KONE Bahrain SPC
Building 767, Office number 61,
Road number: 3629,
Block number: 336,
Adliya, Kingdom of Bahrain.
P.O. Box 21303
Tel: +973 1774 9271
www.kone.bh

Kuwait

Laila Tower, 14th floor, office 3,
Salmiya, Kuwait.
P.O. Box 21119 - Safat 13072
www.kone.com.kw

Tunisia

Ensemble Mobilier Miniar,
Rue du Lac d'Ourmia,
1053 Les Berges du Lac,
Tunis, Tunisie.
www.kone.tn

East Africa (Kenya and Uganda)

KONE NAIROBI (Head Office)
Crowne Plaza Annexe, 13th Floor,
Along Kenya Road, Nairobi, Kenya.
P.O. Box 35174-00100
www.kone.co.ke
www.kone.ug

South Africa

KONE Elevators South Africa (Pty) Ltd,
20 Friesland Drive, Longmeadow,
Business Estate (South),
Edenvale 1610, Johannesburg.
Tel: +27 11 035 1800
www.kone.co.za

Türkiye

İçerenköy Mah. Değirmenyolu Cad.
No:28 Asiaofspark B Blok D:3 Kat:2
34752 Ataşehir/İstanbul.
Tel: 444 56 63
www.kone.com.tr

Kazakhstan

KONE Kazakhstan LLP
D.Konayev Street 12/1,
floor 9, 010017,
Astana, Kazakhstan.
www.kone.kz

This publication is for general informational purposes only and we reserve the right at any time to alter the product design and specifications. No statement this publication contains shall be construed as a warranty or condition, express or implied, as to any product, its fitness for any particular purpose, merchantability, quality or representation of the terms of any purchase agreement. Minor differences between printed and actual colors may exist.

KONE MonoSpace® DX, KONE EcoDisc®, KONE Care® and People Flow® are registered trademarks of KONE Corporation. Copyright © 2022 KONE Corporation.